

# FLOS

F015E43D012 Forest Green

## Mile Wall 2 Washer Up & Down Dimmable DALI

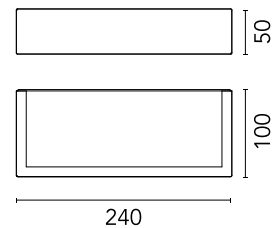
NEW

Designed by Antonio Citterio



LED - Power LED - 10.5W - 2x489lm - 4000K - CRI> 80

LED light source included. Integrated 220-240V ON/OFF and 1-10V or DALI dimmable electrical power. Equipped with double cable gland for electrical connection.



Are you a professional and your project needs consulting and support?

BOOK AN APPOINTMENT

### Main specifications

Mounting	Wall
Environments	Outdoor wet location
LED type	Power LED
Lamp category	LED
Number of heads	1
Power (W)	10.5
System flux (lm)	2x489

### Physical

Colour	Forest Green
Orientation	Fixed
Net weight (kg)	0.8
IP internal	65

### Download

Mounting instructions [↓ ZIP](#)

### Photometric Files

LDT / IES [↓ ZIP](#)

### Technical Drawings

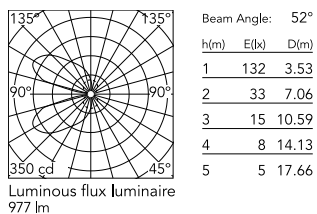
2D [↓ ZIP](#)

3D [↓ ZIP](#)

[↓ ZIP](#) Bim



## Schematic light drawing



## Photometric

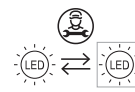
Lighting type	Indirect, Direct
Light distribution	Asymmetric
CCT (K)	4000
CRI>	80

## Electrical

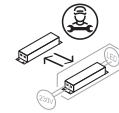
Insulation class	I
Frequency (Hz)	50-60
Main voltage (Vac)	220-240
Driver	Integrated
Dimmable	Yes
Dimming type	Dimmable DALI 1
Emergency type	No

## Ecodesign and Energy Labelling

This product contains a light source of energy efficiency class D



Replaceable (LED only) light source by a professional



Replaceable control gear by a professional

## Accessories & Power Supply



OPTIONAL  
Accessory

F990E00A000

S.P.D. (SURGE PROTECTION  
DEVICE)